



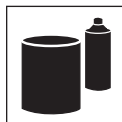
UNLEASH THE COLOR™

## Hot Hues™ Hot Candy Colors

### Description

Hot Hues Hot Candy Color concentrates are liquid additives designed and packaged to provide maximum compatibility and color impact. The Hot Candy Colors can be added to a variety of “carriers” including Hot Hues Binder HH-6200™ / Hot Balancer HH-6300™, Hot Intercoat Adhesion Promoter HHM-6222™ and the Hot Clear High Speed Clear HHC-5400™.

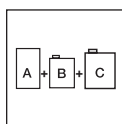
By design, these candy concentrates are meant to be applied over the top of ground coat colors and then cleared with a topcoat quality clear.



### General Information

#### Components

Hot Intercoat Adhesion Promoter HHM-6222™  
Hot Binder HH-6200™ / Hot Balancer HH-6300™  
Hot Clear High Speed Clear HHC-5400™  
HCC-6210™ Lazer Blue Candy Concentrate  
HCC-6215™ True Blue Candy Concentrate  
HCC-6220™ Imperial Violet Candy Concentrate  
HCC-6230™ Hot Raspberry Candy Concentrate  
HCC-6235™ Apple Red Candy Concentrate  
HCC-6240™ Molten Orange Candy Concentrate  
HCC-6245™ Golden Honey Candy Concentrate  
HCC-6250™ Lemon Mist Candy Concentrate  
HCC-6255™ Irish Green Candy Concentrate  
HCC-6260™ Rootbeer Candy Concentrate  
HCC-6265™ Charcoal Candy Concentrate



#### Mix Ratio / Viscosity

Hot Candy Concentrate is designed to be used at a rate of 5% to 10% Candy Concentrate on “Carrier”. The “Carrier Options” are Hot Intercoat Adhesion Promoter HHM-6222™, Hot Binder HH-6200™ / Hot Balancer HH-6300™, and Hot Clear High Speed Clear HHC-5400™.

By hand, shake the Hot Candy Concentrate prior to mixing and reduction for application.

Carrier Mixing Options are noted below.

#### Hot Intercoat Adhesion Promoter HHM-6222™

To a pint (16 ounce) of HHM-6222™, add (one ounce) of Candy Concentrate. Reduce this mixture with (8 ounce) of HHR-7065™. For optimal film properties add Hot Hues Activator at a rate of 1 ounce per RTS Quart. Stir each component upon addition.

<i>Stock Code</i>	<i>Grams / Pint Cumulative</i>	<i>Volume</i>
HHM-6222™	273.6	16
HHR-7065™	400.4	8
HCC-62XX	417.5	1
HHA-8005™	427.0	0.5



UNLEASH THE COLOR™

## Hot Hues™ Hot Candy Colors

### Hot Binder HH-6200™ / Hot Balancer HH-6300™

Create a 1 pint mixture of Hot Hues Binder and Balancer (8 ounces of each). To this pint mixture of binder / balancer add 1 ounce of Candy Concentrate. Reduce the binder / Balancer / Candy color 1:1 with Basemaker 7175S or 7160S. For optimal film properties add Hot Hues Activator at a rate of 1 ounce per RTS Quart. Stir each component upon addition.

Stock Code	Grams / Pint Cumulative	Volume
HH-6200™	98.9	8
HH-6300™	199.4	8
7175S™	376.6	16
HCC-62XX™	389.5	1
HHA-8005™	403.6	1

### Hot Clear High Speed Clear HHC-5400™


To create a pint ready to spray Candy Concentrate with High Speed Clear, take 12 ounces of HHC-5400™, 3 ounces of HHA-540XS™, and 1 ounce of Candy Concentrate. Stir each component upon addition.

Stock Code	Grams / Pint Cumulative	Volume
HHC-5400™	378.9	12
HHA-54XX™	484.9	3
HCC-62XX™	512.2	1

### Tips for Success

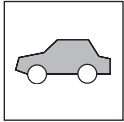
Use the fastest reducer the job and conditions will allow.

For optimal film properties use 1 ounce of HHA-8005™ Activator to a ready to spray quart.



### Pot Life

Pot life will be equal that of the carrier for the Candy Concentrate.



### Tinting

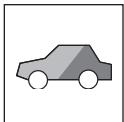
Hot Candy Color concentrates can be used as blends with one another. Application work suggests that the optimal amount of Candy Concentrate is about 7% on carrier. Use a 15:1 ratio of carrier to candy concentrate. Do not exceed 10% dye concentrate on carrier.



### Application

#### Substrates

Use over properly dry basecoat graphics and art work.



### Clearcoats

Hot Clear Urethane Panel Clear HHC-5000™

Hot Clear Urethane Baking Clear HHC-5100™

Hot Clear High Speed Clear HHC-5400™

Hot Hues Intercoat Adhesion Promoter HHM-6222™ (must be clearcoated for durability)



# Hot Hues™ Hot Candy Colors



### Gun Setup

#### Conventional

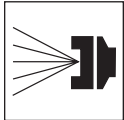
Siphon:	1.4 mm - 1.6 mm (.055" - .066")
Gravity:	1.4 mm - 1.6 mm (.055" - .066")

#### HVLP

Siphon:	1.6 mm - 1.8 mm (.063" - .070")
Gravity:	1.3 mm - 1.6 mm (.051" - .063")

#### Tips for Success

Gravity and HVLP equipment usually perform better than siphon.



### Air Pressure

#### Conventional

Siphon:	25 - 30 psi @ the gun.
Gravity:	25 - 30 psi @ the gun.

#### HVLP

Siphon:	6 - 8 psi @ the gun.
Gravity:	6 - 8 psi @ the gun.



### Application

When using Hot Intercoat Adhesion promoter HHM-6222™ or Hot Binder HH-6200™ / Hot Balancer HH-6300™ three coats, with a 15:1 mix ratio is the optimal application for color space. With either of these carriers use a medium wet application. Hot Clear High Speed Clear HHC-5400™ may also be used, but should not exceed two coats of Clear / Candy Concentrate. In all cases, the application of carrier and candy concentrate, must be followed by top coat clear for durability.



### Flash/Dry Times

Flash between Coats:	10 minutes.
<i>Air Dry @ 70°F</i>	
Flash before Clearcoat	30 minutes
Flash before tape	60 minutes
Flash before two-toning	60 minutes
Maximum allowable before Clearcoating	12 hours




### Sanding

Hot Intercoat Adhesion Promoter HHM-6222™ can be applied to a smooth semi-gloss surface and does not require sanding. To remove dirt nibs or to provide an absolute flat surface, sanding can be performed after 60 minutes. Sand with P600 or finer depending on subsequent application.

Sanding of Hot Binder HH-6200™ is not recommended.

Sanding of Hot Clear High Speed Clear HCC-5400™ can only be performed after thorough cure.



### Cleanup

Clean spray equipment as soon as possible with DuPont Lacquer Thinner or DuPont Gun and Equipment Cleaner.



UNLEASH THE COLOR™

## Hot Hues™ Hot Candy Colors

### Physical Properties

	<i>Gallon Weight</i>	<i>VOC</i>	<i>Solids Weight %</i>	<i>Solids Volume %</i>
HCC-6210™ Lazer Blue Candy Concentrate	7.81	5.5	29.5	22.9
HCC-6215™ True Blue Candy Concentrate	8.02	4.6	42.3	35.4
HCC- 6230™ Hot Raspberry Candy Concentrate	7.68	5.9	23.1	17.4
HCC- 6235™ Apple Red Candy Concentrate	7.66	5.9	23.1	17.6
HCC- 6240™ Molten Orange Candy Concentrate	7.72	5.8	24.8	18.8
HCC- 6245™ Golden Honey Candy Concentrate	7.61	5.8	23.1	18.1
HCC-6250™ Lemon Mist Candy Concentrate	7.68	5.9	23.0	17.4
HCC- 6255™ Irish Green Candy Concentrate	7.63	5.9	23.1	17.9
HCC- 6260™ Rootbeer Candy Concentrate	7.72	5.6	19.5	14.8
HCC- 6265™ Charcoal Candy Concentrate	7.47	6.0	19.5	14.6

### VOC Regulated Areas

These directions refer to the use of products which may be restricted or require special mixing instructions in VOC regulated areas. Follow mixing and usage recommendations in the VOC Compliant Products Chart for your area.

### Safety and Handling

Before using any Hot Hues product, be sure to read all safety directions and warnings. WEAR A POSITIVE-PRESSURE, SUPPLIED-AIR RESPIRATOR (NIOSH APPROVED TC-19C), EYE PROTECTION, GLOVES AND PROTECTIVE CLOTHING WHILE MIXING ACTIVATOR WITH PAINT, DURING APPLICATION AND UNTIL ALL VAPORS AND SPRAY MIST ARE EXHAUSTED. Follow respirator manufacturer's directions for respirator use. INDIVIDUALS WITH HISTORY OF LUNG OR BREATHING PROBLEMS OR PRIOR REACTION TO ISOCYANATES SHOULD NOT USE OR BE EXPOSED TO VAPOR OR SPRAY MIST. Do not permit anyone without protection in the painting area.



*The miracles of science™*