



Refinish

# DuPont™ ChromaClear® G2-7779S™ Multi-Mix Panel & Overall Clearcoat

## Description

---

DuPont™ ChromaClear® G2-7779S™ Multi-Mix Panel and Overall Clearcoat is a versatile, two-component, urethane clearcoat for use in spot, panel, and overall refinishing of OEM base/clear finishes. ChromaClear G2-7779S™ Multi-Mix Panel & Overall Clearcoat shares activator with ChromaClear HC-7776S™ Snap Dry Clearcoat. ChromaClear G2-7779S™ provides easy application and good build in two coats, and is well suited for cross-flow and downdraft booth conditions.

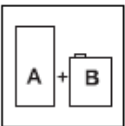
## General Information

---



### Components

DuPont™ ChromaClear® G2-7779S™ Multi-Mix Panel & Overall Clearcoat  
 ChromaBase® "4 to 1" 7765S™ Activator-Reducer: (60° F-70° F)  
 ChromaBase® "4 to 1" 7775S™ Activator-Reducer: (70° F-80° F)  
 ChromaBase® "4 to 1" 7785S™ Activator-Reducer: (80° F-90° F)  
 ChromaBase® "4 to 1" 7795S™ Activator-Reducer: (90° F-100F°)



### Mix Ratio/Viscosity

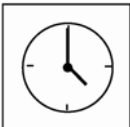
4:1

Combine the components either by volume or weight and then mix thoroughly.

	Volume	Weight (cumulative qt)
ChromaClear® G2-7779S™	4	695 grams
ChromaBase® "4 to 1" 77X5S™ (X = 6,7,8,9)	1	884 grams

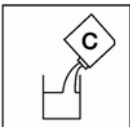
### Viscosity

15 - 17 seconds in a Zahn #2 (DuPont M-222) cup.



### Pot Life

2 hours at 70° F (21° C).



### Additives

Fish Eye Eliminator: DuPont™ 459S™ or 659S™; Use 1/4 to 1/2 ounce per sprayable quart of clear.  
 Enhancer: DuPont™ 19379S™; Use up to 1 ounce per sprayable quart of clear.  
 Flex Additive: Add 2 ounces Plas-Stick® 2350S™ Flexible Additive per ready-to-spray quart of clear or as described below.

	Weight (cumulative qt)
ChromaClear® G2-7779S™	654 grams
ChromaBase® "4 to 1" 77X5S™ (X = 6,7,8,9)	832 grams
Plas-Stick® 2350S™	885 grams

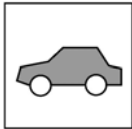


## Refinish

# DuPont™ ChromaClear® G2-7779S™ Multi-Mix Panel & Overall Clearcoat

### Application

---



#### Substrates

ChromaPremier® Basecoat  
 ChromaBase® Basecoat  
 DuPont™ 222S™ Mid-Coat Adhesion Promoter for blend areas

#### Tips for Success

ChromaPremier® Basecoat and Chromabase® Basecoat can be activated with the ChromaBase "4 to 1" activators at a ratio of 1 ounce of activator per ready to spray quart of basecoat color. Be sure to activate the basecoat when repairing flexible parts.



#### Surface Preparation

For application over a properly prepared basecoat repair:

- Mask the entire vehicle to protect from overspray.
- Allow basecoat to dry 15 - 30 minutes.
- Tack with appropriate basecoat tack cloth prior to applying clear.



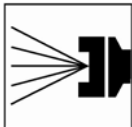
#### Gun Setups\*

##### Compliant

Siphon Feed	1.5 mm - 1.7 mm (.059" - .067")
Gravity Feed	1.4 mm - 1.6 mm (.055" - .063")

##### HVLP

Siphon Feed	1.5 mm - 1.7 mm (.056" - .067")
Gravity Feed	1.4 mm - 1.6 mm (.055" - .063")



#### Air Pressure\*

##### Compliant

Siphon Feed	35 – 45 psi @ the gun.
Gravity Feed	30 – 40 psi @ the gun.

##### HVLP

8 - 10 psi @ the gun cap

- The listed setups cover the usual range for various application equipment. For information on specific manufacturers' equipment, see the "Equipment Information" Section of the ChromaSystem™ Technical Manual.

#### Application

Apply 2 medium-wet coats.



## Refinish

# DuPont™ ChromaClear® G2-7779S™ Multi-Mix Panel & Overall Clearcoat



### Flash/Dry Times

#### *Air Dry*

Flash between Coats:	10 minutes.
Dust Free:	40 minutes
Time to Handle (Assemble):	Overnight.
Time to Polish:	Overnight.
Time to Stripe:	Overnight.
Time to Deliver:	Overnight.
Time to Decal:	After 72 hours.

#### *Force Dry*

Flash between Coats:	10 minutes.
Flash before Force Dry:	0 minutes
Cycle Time	30 minutes @140° F
Dust Free:	At cool down
Time to Handle (Assemble):	6 hours after cool down.
Time to Polish:	6 hours after cool down.
Time to Stripe:	6 hours after cool down.
Time to Deliver:	6 hours after cool down.
Time to Decal:	24 - 72 hours.

*Infrared Dry* Refer to the Infrared Guide for setup recommendations.



### Blending

Panel repair is the approved procedure for clearcoat warranty repairs. This allows the refinisher to attain the recommended film builds. If the refinisher chooses to blend, use ChromaSystem™ 19301S™ Blender. A-19301S can be used instead of 19301S™.

- After the final coat of clearcoat, step-out the coating by mixing 1 part ChromaSystem™ 19301S™ Blender to 1 part of the remaining material and taper the blend with the resulting mixture.
- Place ChromaSystem™ 19301S™ Blender in a clean spray gun and taper the blend edge for final melt-in of the blended edge.

#### *Tips for Success*

*For sail panel blending, be sure DuPont™ 222S™ is applied beyond the intended clearcoat area.*



### Recoatability/Re-repair

DuPont™ ChromaClear® G2-7779S™ may be recoated during any stage of dry or cure. If recoating after 24 hours, scuff sand with 1200 - 1500 grit.



## Refinish

# DuPont™ ChromaClear® G2-7779S™ Multi-Mix Panel & Overall Clearcoat

---

### Polishing

#### Optimum Times

Air Dry:	Overnight.
Express Dry:	4 hours after cool down.

### Sanding

Use 1500 grit wet or finer. Or use P1500 DA or finer.

### Compounding

Use finishing compound. Apply a thin ribbon of material to the area to be polished. Use a double-sided wool pad or a foam pad. Maintain air polisher or variable speed buffer at 1500 - 1800 rpm. Remove excess finishing compound with a clean soft cloth prior to applying finishing polish.

### Polishing

Use finishing polish (shake well before using). Apply a ribbon of material to work a 2 - 3 foot square area. Use a foam pad or a terry cloth cover. Maintain a variable speed buffer or an orbital polisher at 1200 - 1800 rpm. Keep the polisher/buffer moving at all times. Overlap each pass approximately 50%. As finishing polish begins to dry, stop polishing. Wipe off excess polish with a clean soft cloth as a finishing touch.

### Tips for Success

- Do not use medium to heavy-duty compounds.
- Use clean cloths and pads to ensure that the clear does not get scratched with dirt particles from old or re-used cloths or pads.
- Do not wax for the first 120 days after painting.

### Cleanup

Clean spray equipment as soon as possible with DuPont™ Lacquer Thinner.



## Physical Properties

---

VOC (AP):	3.3 lbs/gal
VOC (LE):	4.2 lbs/gal
VOC (LE) RTS:	4.3 lbs/gal
Theoretical Coverage:	535.0 sq. ft. per ready-to-spray gallon at 1 mil.
Weight Solids:	40.0% ready-to-spray.
Volume Solids:	33.4% ready-to-spray.
Recommended Dry Film Thickness:	1.8 - 2.2 mils in 2 coats.
Flash Point:	See MSDS.

## VOC Regulated Areas

---

These directions refer to the use of products which may be restricted or require special mixing instructions in VOC regulated areas. Follow mixing usage and recommendations in the VOC Compliant Products Chart for your area.



Refinish

## DuPont™ ChromaClear® G2-7779S™ Multi-Mix Panel & Overall Clearcoat

### Safety and Handling

---

For industrial use only by professional, trained painters. Not for sale to or use by the general public. Before using, read and follow all label and MSDS precautions. If mixed with other components, mixture will have hazards of all components.

Ready to use paint materials containing isocyanates can cause irritation of the respiratory organs and hypersensitive reactions. Asthma sufferers, those with allergies and anyone with a history of respiratory complaints must not be asked to work with products containing isocyanates.

Do not sand, flame cut, braze or weld dry coating without a NIOSH approved air purifying respirator with particulate filters or appropriate ventilation, and gloves.

Please visit: [www.performancecoatings.DuPont.com](http://www.performancecoatings.DuPont.com) to view or print an addition copy of this "Technical Product Data" sheet.



*The miracles of science™*

K-20258 10/10  
E-R 5015

*DuPont Performance Coatings* 5