



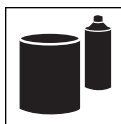
DuPont Automotive Finishes

DuPont™ ChromaSystem® G9900S™ Super Jet Black Basecoat

Description

A high-performance, high-productivity, factory packaged basecoat with outstanding jetness. DuPont™ ChromaSystem® G9900S™ combines user-friendliness and ease of application with excellent coverage, along with smooth texture and flow out. DuPont™ ChromaSystem® G9900S™ is extremely jet black, with a blue-black side tone, and delivers superior performance to match high-end OEM blacks.

General Information



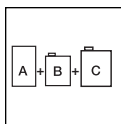
Components

- DuPont™ G9900S™ Super Jet Black Basecoat
- ChromaPremier® 12305S™ Activator
- Basemaker® 7160S™ - Low Temp Activater-Reducer
- Basemaker® 7175S™ - Mid Temp Activater-Reducer
- Basemaker® 7185S™ - High Temp Activater-Reducer
- Basemaker® 7195S™ - Very High Temp Activater-Reducer

	60°F	70°F	80°F	90°F
Spot Repair	Basemaker® 7160S™	Basemaker® 7175S™	Basemaker® 7175S™	Basemaker® 7185S™
Panel Repair	Basemaker® 7160S™	Basemaker® 7175S™	Basemaker® 7185S™	Basemaker® 7185S™
Overall Repairs	Basemaker® 7175S™	Basemaker® 7185S™	Basemaker® 7185S™	Basemaker® 7195S™

Tips for Success

- For temperatures above 95°F, use Basemaker® 7195S™ to increase flow and leveling.



Mix Ratio/Viscosity

Reduce DuPont™ G9900S™ 75 - 100% with Basemaker®. For optimum performance, DuPont™ G9900S™ should be activated with ChromaPremier® 12305S™ Activator. Mix DuPont™ G9900S™ with Basemaker®, stir thoroughly, then activate: add 1 ounce (31.3 g) of ChromaPremier® 12305S™ to a ready-to-spray quart of color, or ½ ounce (15.6 g) to a ready-to-spray pint.

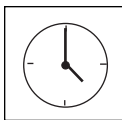
Viscosity

15 - 17 seconds in a Zahn #2 (DuPont M-222) cup.

Tips for Success

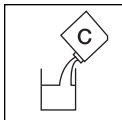
- Use mixing stick for accurate measurements.
- Use activated basecoat within 2 hours for optimum performance.
- Do not use activated basecoat after the 8-hour pot life.
- Activate only what you intend to spray.

DuPont™ ChromaSystem® G9900S™ Super Jet Black Basecoat



Pot Life

Indefinite (unactivated).
8 hours (activated).




Additives

Accelerator:	Not recommended.
Fish Eye Eliminator:	Not recommended.
Flex Additive:	Not recommended; see Tips for Success.
Retarder:	Not recommended.


Tips for Success

- If fish eyes occur, allow the basecoat to dry thoroughly, then apply dry coats of base color to bridge the affected area.
- The use of ChromaPremier® 12305S™ Activator in DuPont™ G9900S™ Super Jet Black is required over flexible substrates. Use 1 ounce of ChromaPremier® 12305S™ Activator per ready-to-spray quart of color. No other flex additive is necessary.



Tinting

May use up to 10% MasterTint® Mixing Colors that are 6.0 VOC or below, in ready-to-spray mixture if desired.




Clearcoats

ChromaPremier® 72200S™, 72400S™, 72500S™ Clearcoat
ChromaClear® 4500S™, 4700S™, G2-4500S™, G2-4700S™, 7500S™, 7600S™, V-7500S™, or 7900S™ Clearcoat

Tips for Success

DuPont G9900S™ should be clearcoated after 15 - 30 minutes dry time, depending on shop conditions.

Application



Substrates

Fill 'N Sand® 131S™ Acrylic Primer Surfacer
DuPont™ 222S™ Mid-Coat Adhesion Promoter
DuPont™ URO® 1120S™/1140S™ Primer-Filler
DuPont™ URO® 1120S™/1140S™ Primer-Filler with Plas-Stick® 2350S™
DuPont™ 1101S™/ 1104S™/ 1107S™ Primer Filler
DuPont™ 1101S™/ 1104S™/ 1107S™ Primer Filler with 2350S™ Flexible Additive
Plas-Stick® 2340S™ Flexible Adhesion Sealer
DuPont™ 2510S™/ 2540S™/2570S™/2580CR™ Epoxy DTM Primer-Sealer
DuPont™ 4004S™ 2K UltraProductive Primer-Filler
DuPont™ 4004S™ 2K UltraProductive Primer-Filler with Plas-Stick® 4150S™ Flex-Additive
DuPont™ 4904S™ 2K UltraProductive Primer-Filler
DuPont™ 4904S™ 2K UltraProductive Primer-Filler with Plas-Stick® 4950S™ Flex-Additive
DuPont™ 4910S™/4940S™/4970S™ 2K UltraProductive Primer-Sealer
DuPont™ 4910S™/4940S™/4970S™ 2K UltraProductive Primer-Sealer with Plas-Stick® 4950S™ Flex-Additive
ChromaPremier® 42400S™/42410S™/42440S™/42470S™ Sealer
ChromaPremier® 42400S™/42410S™/42440S™/42470S™ Sealer with Plas-Stick® 2350S™

Tips for Success

For information on ValueShade®, see the Specialty Procedures section.

DuPont™ ChromaSystem® G9900S™ Super Jet Black Basecoat



Surface Preparation

Use the recommended DuPont™ undercoat systems and procedures to prepare all surfaces to be repainted. Finish sand with P600 DA grit paper or finer (dry or wet). Refer to the Surface Preparation and Undercoats sections for further information.



Gun Setups*

Conventional

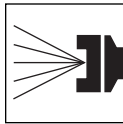
Siphon Feed: 1.4 mm - 1.6 mm (.055" - .063")

Gravity Feed: 1.3 mm - 1.4 mm (.051" - .055")

HVLP

Siphon Feed: 1.4 mm - 1.6 mm (.055" - .063")

Gravity Feed: 1.4 mm - 1.6 mm (.055" - .063")



Air Pressure*

Conventional

Siphon Feed: 25 - 35 psi @ the gun.

Gravity Feed: 25 - 35 psi @ the gun.

HVLP

Spot

25 - 35 psi @ the gun.

25 - 35 psi @ the gun.

6 - 8 psi @ the gun cap.

Panel/Overall

35 - 45 psi @ the gun.

35 - 45 psi @ the gun.

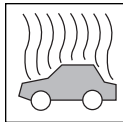
7 - 9 psi @ the gun cap.

*The listed setups cover the usual range for various application equipment. For information on specific manufacturers' equipment, see the Appendix section titled "Equipment Information."



Application

Apply 2 medium coats. (Refer to the Specialty Procedures section for procedures on spot, panel, overall and specialty repairs.)



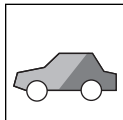
Flash/Dry Times

Between Coats

5 - 10 minutes depending on shop temperature.

Air Dry

15 - 30 minutes depending on shop temperature. (DuPont G9900S™ should not be sprayed below 50°F.)



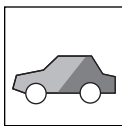
Blending

Apply 1 coat of DuPont™ 222S™ Mid-Coat Adhesion Promoter over the entire repair area. Apply the first coat of DuPont™ G9900S™ beyond the primed area. Apply the second coat just beyond the first coat. Apply subsequent coats as necessary just beyond the previous coats, staying within the area covered by DuPont™ 222S™.

Tips for Success

- Tapering out each consecutive coat melts the new color into the old color.
- Use of a slower Basemaker® can improve the appearance of the blend edge.
- For alternate blending techniques, see Special Basecoat Blending Procedures in the Specialty Procedures section.
- Use ChromaSystem® 69301S™ Basecoat Blender for difficult to blend colors, optimal flake control, improved edge wetting and improved melt-in.
- Refer to ChromaSystem® 69301S™ Basecoat Blender Technical Data Sheet in Specialty Procedures section.

DuPont™ ChromaSystem® G9900S™ Super Jet Black Basecoat



Recoatability/Re-repair

DuPont™ G9900S™ may be recoated with itself within 24 hours.




Sanding

DuPont™ ChromaSystem® G9900S™ Super Jet Black Basecoat color dries to a smooth finish and should not require sanding. Nib sanding of small areas to remove dirt should be followed by the application of more color before clearcoating.

Tips for Success

Two-toning: For improving tape time performance, use DuPont™ ChromaSystem® G9900S™ as the secondary color to minimize tape marks.



Cleanup

Clean spray equipment as soon as possible with DuPont Lacquer Thinner.

Physical Properties

VOC (less water and exempt solvent):

5.4 lbs/gal as packaged.

5.9 lbs/gal RTS (with Basemaker® 7175S™ and ChromaPremier® 12305S™ Activator).

Theoretical Coverage: 218 sq ft/RTS gal at 1 mil.

Weight Solids: 18% RTS.

Volume Solids: 14% RTS.

Dry Film Thickness: 0.8 - 1.0 mil in 2 coats.

Flash Point: Refer to MSDS.

VOC Regulated Areas

These directions refer to the use of products which may be restricted or require special mixing instructions in VOC regulated areas. Follow mixing and usage recommendations in the VOC Compliant Products Chart for your area.

Safety and Handling

WHEN USED WITH PAINTS REQUIRING ISOCYANATE HARDENERS/ACTIVATORS, WEAR A POSITIVE-PRESSURE, SUPPLIED-AIR RESPIRATOR (NIOSH TC-19C), EYE PROTECTION, GLOVES AND PROTECTIVE CLOTHING WHILE MIXING HARDENER/ACTIVATOR /WITH PAINT, DURING APPLICATION AND UNTIL ALL VAPOR AND SPRAY MIST ARE EXHAUSTED. IF PRODUCT IS USED WITHOUT ISOCYANATE HARDENERS/ACTIVATORS, A PROPERLY FITTED AIR PURIFYING RESPIRATOR WITH ORGANIC VAPOR CARTRIDGES (NIOSH TC-23 C) and particulate filter (NIOSH TC-84A) may be used. Follow respirator manufacturer's directions for respirator use. INDIVIDUALS WITH HISTORY OF LUNG OR BREATHING PROBLEMS OR PRIOR REACTION TO ISOCYANATES SHOULD NOT USE OR BE EXPOSED TO VAPOR OR SPRAY MIST IF MIXED WITH ISOCYANATE HARDENERS. Do not permit anyone without protection in the painting area.

