



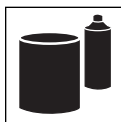
DuPont Automotive Finishes

DuPont™ ChromaPremier® Basecoat

Description

ChromaPremier® Basecoat is a high-performance, fast-drying, isocyanate-activated basecoat that brings a new level of productivity to premium spot, panel and overall repairs. High-hiding ChromaPremier® Basecoat lays down smoothly, with trouble-free application and excellent mottle control. It delivers superior appearance in solid, metallic, pearlescent and special-effect ChromaLusion® Colors.

General Information



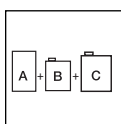
Components

- ChromaPremier® Basecoat "F"
- ChromaPremier® 12305S™ Activator
- Basemaker® 7160S™ - Low Temp Activator-Reducer
- Basemaker® 7175S™ - Mid Temp Activator-Reducer
- Basemaker® 7185S™ - High Temp Activator-Reducer
- Basemaker® 7195S™ - Very High Temp Activator-Reducer

	65° F	75° F	85° F	95° F
Spot Repair	Basemaker® 7160S™	Basemaker® 7175S™	Basemaker® 7185S™	Basemaker® 7185S™
Panel Repair	Basemaker® 7160S™	Basemaker® 7175S™	Basemaker® 7185S™	Basemaker® 7195S™
Overall Repair	Basemaker® 7175S™	Basemaker® 7185S™	Basemaker® 7195S™	Basemaker® 7195S™

Tips for Success

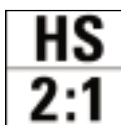
For spray-sensitive colors, select a slower Basemaker® for improved application and appearance.



Mix Ratio/Viscosity

ChromaPremier® Basecoat **must be activated** with ChromaPremier® 12305S™ Activator. Mix 1 part ChromaPremier® Basecoat to 1 part Basemaker®. Stir thoroughly, then activate: Add 1 ounce of ChromaPremier® 12305S™ Activator to a ready-to-spray quart of ChromaPremier® Basecoat, or add ½ ounce of ChromaPremier® 12305S™ Activator to a ready-to-spray pint of basecoat.

RTS Color	ChromaPremier® 12305S™ Activator
1 quart	1 ounce (32 grams)
1 pint	½ ounce (16 grams)
½ pint	¼ ounce (8 grams)



Tips for Success

ChromaPremier® Basecoat may be reduced at a 2:1 ratio when faster coverage is desired.

Note: Be sure to activate the ready-to-spray basecoat at the normal 1 ounce of Activator per ready-to-spray quart of color before application.


Viscosity

15 - 17 seconds in a Zahn #2 (DuPont M-222) cup.

Tips for Success

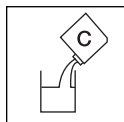
- Use activated basecoat within 2 hours for optimum performance.
- Do not use activated basecoat after the 8-hour pot life.
- Activate only what you intend to spray.

DuPont™ ChromaPremier® Basecoat



Pot Life

8 hours at 70 F (21 C)




Additives

Accelerator:	Not recommended.
Fish Eye Eliminator:	Not recommended.
Flex Additive:	Not recommended; see Tips for Success.
Retarder:	Not recommended.

Tips for Success

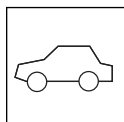
■ If fish eyes occur, allow the basecoat to dry thoroughly, then apply dry coats of base color to bridge the affected area.

■ The use of ChromaPremier® 12305S™ Activator in ChromaPremier® Basecoat is mandatory. The recommended 1 ounce of ChromaPremier® 12305S™ per ready-to-spray quart of basecoat gives optimum performance over flexible substrates. No other flex additive is necessary.



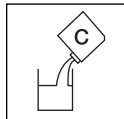
Tinting

Up to 5% with MasterTint® mixing colors that are 6.0 VOC or below.



Clearcoats


ChromaPremier® 72200S™, 72400S™ or 72500S™ Clear
 ChromaClear® G2-4500S™, G2-4700S™, 7500S LE™, V-7500S™, or 7900S™ Clear



Flatteners

Flattening agents are not recommended with ChromaPremier® Basecoat. Small amounts of DuPont 4530S™ Flop Control Agent may be used to adjust color for flake orientation in metallic and pearl colors.

Application



Substrates

DuPont 222S™ Mid-Coat Adhesion Promoter
 Plas-Stick® 2340S™ Flexible Adhesion Sealer
 Low VOC Prime 'N Seal® 2710S™/2740S™/2770S™
 DuPont 2510S™/2540S™/2570S™/2580CR™ DTM Epoxy Primer
 DuPont URO® 1120S™/1140S™ Primer-Filler (alone or with Plas-Stick® 2350S™ Flexible Additive)
 DuPont 1141S™/1144S™/1147S™ 2K Urethane Primer-Filler (alone or with Plas-Stick® 2350S™ Flexible Additive)
 ChromaPremier® 32430S™ Primer (alone or with Plas-Stick® 2350S™ Flexible Additive)
 DuPont 4001S™/4004S™/4007S™ 2K UltraProductive Primer-Filler (alone or with Plas-Stick® 4150S™ Flex-Additive)
 DuPont 4904S™ 2K UltraProductive Primer-Filler (alone or with Plas-Stick® 4950S™ Flex-Additive)
 DuPont 4910S™/4940S™/4970S™ 2K UltraProductive Primer-Sealer (alone or with Plas-Stick® 4950S™ Flex-Additive)
 ChromaPremier® 42410S™/42440S™/42470S™ Sealer (alone or with Plas-Stick® 2350S™ Flexible Additive)
 Properly sanded OEM finishes

Tips for Success

For information on ValueShade®, see the Specialty Procedures section of the DuPont ChromaSystem™ Technical Manual.

DuPont™ ChromaPremier® Basecoat



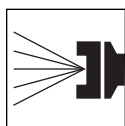
Surface Preparation

- Prepare all surfaces to be repainted using the recommended undercoat systems and procedures.
- Finish sand with P400 DA, P600 grit or finer (dry or wet).
- Mask the entire vehicle to protect from overspray.
- Tack with appropriate tack cloth prior to applying color.



Gun Setups*


<i>Conventional</i>	Spot/Panel	Overall
Siphon Feed:	1.3 mm - 1.5 mm (.051" - .059")	1.4 mm - 1.6 mm (.055" - .063")
Gravity Feed:	1.3 mm - 1.5 mm (.051" - .059")	1.4 mm - 1.6 mm (.055" - .063")
<i>HVLP</i>		
Siphon Feed:	1.3 mm - 1.5 mm (.051" - .059")	1.4 mm - 1.6 mm (.055" - .063")
Gravity Feed:	1.3 mm - 1.5 mm (.051" - .059")	1.4 mm - 1.6 mm (.055" - .063")



Air Pressure*


<i>Conventional</i>	
Siphon Feed:	35 - 45 psi @ the gun.
Gravity Feed:	35 - 45 psi @ the gun.
<i>HVLP</i>	
Siphon Feed:	6 - 8 psi @ the gun cap.
Gravity Feed:	6 - 8 psi @ the gun cap.

*The listed setups cover the usual range for various application equipment. For information on specific manufacturers' equipment, see the Equipment Information section of the DuPont ChromaSystem™ Technical Manual.



Application

Apply 2 - 3 medium coats until hiding and color match are achieved.

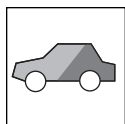


Flash/Dry Times

Flash between Coats	5 - 10 minutes.
<i>Air Dry @ 70° F (21° C)</i>	
Flash before Clearcoat:	15 - 30 minutes.
Flash before Tape	30 minutes.
Flash before Two-Toning:	30 minutes.
Maximum Allowable Dry before Clearcoating:	24 hours.
<i>Force Dry</i>	Not recommended.

Tips for Success

Extend the basecoat flash to the full 30 minutes for higher film builds or in cooler temperatures.



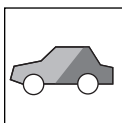
Blending

Apply 1 coat of DuPont 222S™ Mid-Coat Adhesion Promoter over the entire repair area. Apply the first coat of color beyond the primed area. Apply the second coat just beyond the first coat. Apply subsequent coats just beyond the previous coats, staying within the area covered by DuPont 222S™. Follow recommended flash times, then apply clearcoat over the entire panel.

DuPont™ ChromaPremier® Basecoat

Tips for Success

- Taper out each consecutive coat to melt the new color into the old color.
- Use of a slower Basemaker® can improve the appearance of the blend edge.
- For alternate blending techniques, see Special Basecoat Blending Procedures in the Specialty Procedures section.
- Use DuPont ChromaSystem 69301S™ Basecoat Blender for difficult to blend colors, optimal flake control, improved edge wetting and improved melt-in.
- Refer to DuPont ChromaSystem 69301S™ Basecoat Blender Technical Data Sheet in the Specialty Procedures section of the DuPont ChromaSystem™ Technical Manual.




Recoatability/Re-repair

ChromaPremier® Basecoat may be recoated with itself within 24 hours.



Sanding

ChromaPremier® Basecoat dries to a smooth matte finish and should not require sanding. Nib sanding of small areas to remove dirt must be followed by the application of more color before clearcoating.



Cleanup

Clean spray equipment immediately after use with DuPont Lacquer Thinner.

Physical Properties

VOC: 6.2 lbs/gal (maximum).ready-to-spray

Theoretical Coverage: 150 sq. ft. (silver) and 192 sq. ft. (white) per ready-to-spray gal. at 1 mil.

Weight Solids: 14.0% (silver) and 23.1% (white) ready-to-spray using Basemaker® 7160S™.

Volume Solids: 9.4% (silver) and 12.0% (white) ready-to-spray using Basemaker® 7160S™.

Recommended Dry Film Thickness: 0.5 - 2.0 mils.

Flash Point: See MSDS.

VOC Regulated Areas

These directions refer to the use of products which may be restricted or require special mixing instructions in VOC regulated areas. Follow mixing and usage recommendations in the VOC Compliant Products Chart for your area.

Safety and Handling

Before using any DuPont Refinish product, be sure to read all safety directions and warnings. WEAR A PROPERLY FITTED AIR PURIFYING RESPIRATOR with organic vapor cartridges (NIOSH approved TC-23C) and particulate filter (NIOSH TC-84A), eye protection, gloves and protective clothing during application and until all vapors and spray mists are exhausted. In confined spaces, or in situations where continuous spray operations are typical, or if proper air purifying respirator fit is not possible, wear a positive-pressure, supplied air respirator (NIOSH TC-19). In all cases follow respirator manufacturer's directions for respirator use. Do not permit anyone without protection in the painting area. This product is intended for industrial use only by professional, trained painters.

